

New Americans in Toledo & Lucas County

The Demographic and Economic Contributions of Immigrants.¹



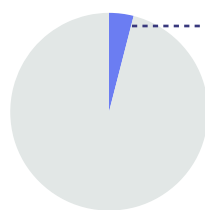
State & Local

Population Growth in the City of Toledo

10,296

Immigrant population in the city of Toledo in 2017.

Immigrants made up



3.7%

of the total population in the City of Toledo in 2017.

Between 2012 and 2017, the immigrant population in the city **increased by:**

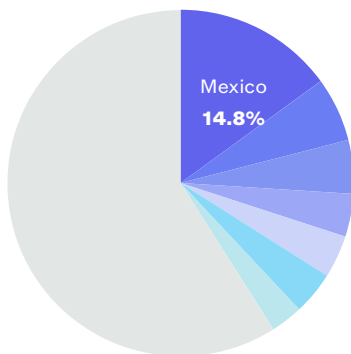
12.5%.

The overall population **decreased by:**

2.3%.

Without growth in the immigrant population, the decline in the city's population would have been even greater.

The top seven countries of origin for immigrants were:



1. Mexico **14.8%**
2. China..... **6.2%**
3. Philippines **5.2%**
4. Canada..... **4.4%**
5. Lebanon **4.3%**
6. Germany..... **3.9%**
7. India..... **3.3%**

Spending Power & Tax Contributions in the City of Toledo

Given their income, immigrants contributed significantly to state and local taxes, including property, sales, and excise taxes levied by state and local governments.

\$200.9M

Amount earned by immigrant households in 2017.

\$30.3M

went to federal taxes.²

\$19.4M

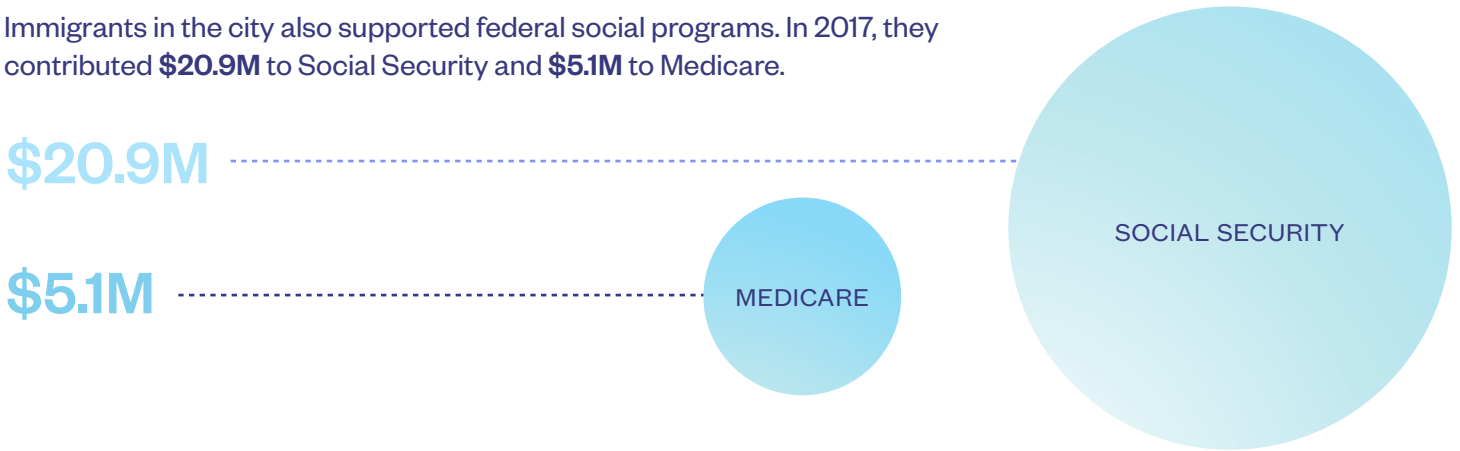
went to state & local taxes.³

\$151.2M

left in spending power.

Spending Power & Tax Contributions in the City of Toledo (Continued)

Immigrants in the city also supported federal social programs. In 2017, they contributed **\$20.9M** to Social Security and **\$5.1M** to Medicare.

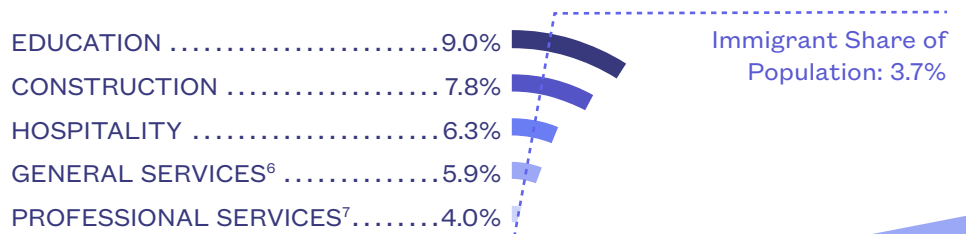


Workforce in the City of Toledo

Although foreign-born residents made up **3.7%** of the city's overall population, they represented **4.5%** of its working-age⁴ population, **4.6%** of its employed labor force, and **9.1%** of its STEM⁵ workers in 2017.



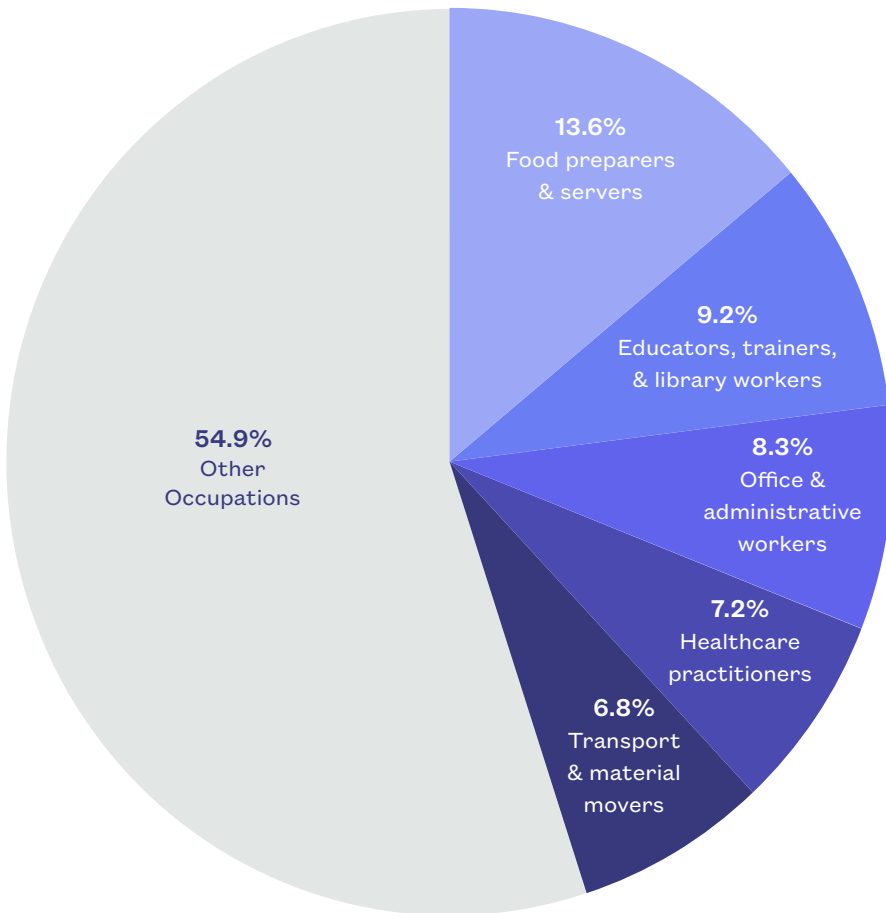
Immigrants filled critical jobs in several **key industries** in the city. This included:



Because of the role immigrants play in the workforce helping companies keep jobs on U.S. soil, we estimate that immigrants living in the city helped create or preserve **474 local manufacturing jobs** that would have otherwise vanished or moved elsewhere by 2017.⁸

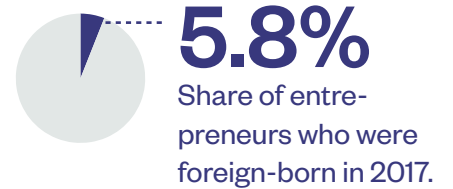
Workforce in the City of Toledo (Continued)

Immigrants tended to work in these **occupations** in the city in 2017:



Entrepreneurship in the City of Toledo

Despite making up **3.7%** of the population, immigrants made up an outside **5.8%** of the business owners in the city in 2017.



6.7% of foreign-born residents worked for their own businesses, compared with **5.3%** of U.S.-born residents in 2017.

ENTREPRENEURSHIP RATE OF IMMIGRANT WORKERS - 6.7%

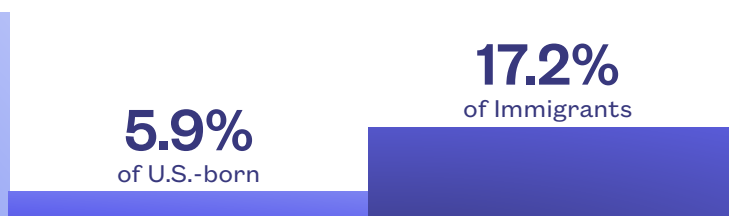
ENTREPRENEURSHIP RATE OF U.S.-BORN WORKERS - 5.3%

Education in the City of Toledo

Share of the city's population aged 25 or older that held a **bachelor's degree or higher** in 2017:



Share of the city's population aged 25 or older that held an **advanced degree** in 2017:



Education in the City of Toledo (Continued)

1,900

students enrolled in colleges and universities in the city during the fall of 2015 were temporary residents.⁹

648

local jobs were supported by international students.

\$60.1M

was spent by international students in the 2017-18 academic year.¹⁰

Housing Wealth in the City of Toledo

In 2017,

52.2%

of immigrant households in the city owned their own homes, compared to

51.6%

of U.S.-born households.



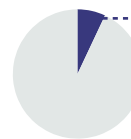
The total property value of immigrant households:

\$241.6M

Their total annual rent paid:

\$14.5M

Refugees in the City of Toledo



6.9%

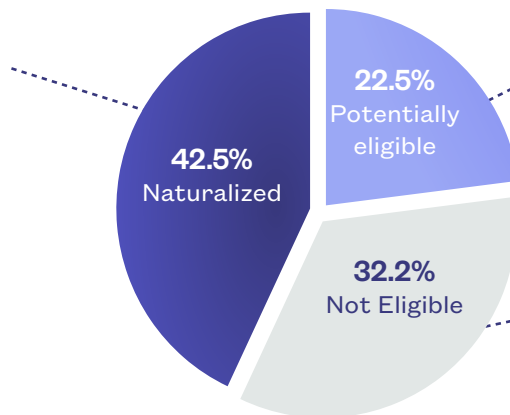
Share of the foreign-born population who were likely refugees in 2017.¹¹

Naturalization in the City of Toledo

4,379

immigrants in the city were naturalized citizens.

Nationally, **49.4%** of all immigrants are naturalized.



2,315

immigrants in the city were likely eligible for naturalization.

3,315

immigrants in the city were likely ineligible to naturalize.

SPOTLIGHT ON

Najwa Kassem

OWNER, WESTGATE FAMILY PHARMACY

Toledo residents may well recognize Najwa Kassem. She's the woman in the white lab coat who greets each of her customers by name at the Westgate Family Pharmacy, the drug store she owns on Toledo's West Central Avenue. "People like to be recognized," she says. "I know what they're taking, and why they're taking it."

Her memory has served her well. Kassem was born and raised in Beirut. But in 1982, when she graduated from high school, the city came under siege in an escalation of the 16-year-long Lebanese Civil War. To escape the violence, she attended college in Syria, earning a degree in pharmacy from the University of Damascus.

"It wasn't easy," she recalls. Although she spoke Arabic, her high school science courses had all been taught in French. "I had to learn everything all over in Arabic."

Kassem returned to Beirut, a city still at war, to open a pharmacy, which she ran for nine years. She was applying for a microbiology research position at Institut Pasteur, in Paris — "I wanted to do something different," she says — when she met her husband, a visiting American of Lebanese descent from Toledo, at a family gathering in 1994. Smitten, he asked her out. "Fourteen days later we got married. And six months later I was here," she says. "It was meant to be."

The English language, which she had studied in school, didn't pose much of a barrier, she says: "What I had to learn was the slang, to understand what people meant." She also had to relearn the entire pharmacological manual, this time in English.

After 16 years at Rite Aid, where she rose to pharmacy manager, Kassem was again ready for a change and opened Westgate Pharmacy in 2012. She now has six employees, and additional university interns she trains. Her personal touch with customers has allowed her to succeed in a business dominated by large, chain drug stores.

"I'm so very grateful for the community. From day one I've gotten the utmost support," she says. "You can be anyone and open a business, but if you don't have support you can't do it."

SPOTLIGHT ON

Charlotte Dymarkowski

PRESIDENT/CEO FOUNDATION STEEL

Charlotte Dymarkowski comes from a long line of Ohioans. Born and raised in Toledo, she married a third-generation Ohioan and remained loyal to her hometown, launching her business here in 2008. Foundation Steel has since grown into one of Ohio's largest steel erectors with more than 300 projects under development.

Throughout the company's growth, one thing has been clear: Dymarkowski could not succeed without immigrant help. "Finding qualified labor is very hard," she says.

Foundation Steel lays heavy steel, rebar, and post tensioning for bridges, apartment buildings, schools, and more. It has 225 employees. Only 29 work in the office. The rest are ironworkers, men and women who spend their days outside hefting steel. "It's backbreaking work," says Dymarkowski. "And they're working in the heat of the day, and in winter cold."

These are union jobs. Journeymen ironworkers make \$30.38 an hour, plus benefits, and receive on-the-job training. Still, it is not easy to find good help. Without immigrant labor to fill the gaps, Dymarkowski says Foundation Steel could not have expanded. Between 10 and 15 percent of her ironworkers are immigrants.

"The more jobs we get, the more people we can hire. As we get more projects, we're pouring more money into the economy," she says. "And our workers are making greater than the living wage, so they also pour money into the economy."

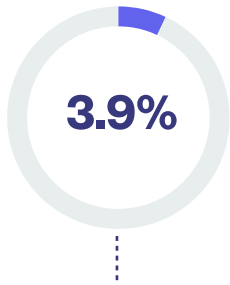
To help her Spanish speakers, Dymarkowski has teamed with the county library to offer her employees English as a Second Language courses. "I don't want them to be pigeon-holed into being in crews when some of them have the ability to be in leadership positions."

Dymarkowski, who also serves on the Lucas County Workforce Development Board, said her experience mirrors those of other Ohio construction companies, who depend on immigrant workers and are concerned about maintaining access to their labor.

"We need to know how we can help our workforce stay legal in the United States, how we can help them thrive, and how we can increase our workforce," Dymarkowski says. "Because everybody's got the same issue: a labor shortage."

Population Growth in Lucas County

16,828
immigrants lived in the county
in 2017.



Immigrant share of the total
population in Lucas County
in 2017.

Between 2012 and 2017, the
immigrant population in the
county **increased** by:

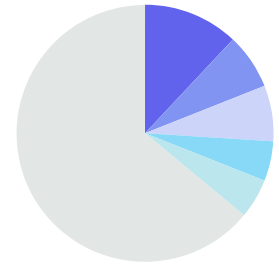
10.5%.

The overall population
decreased by:

1.0%.

Without growth in the immigrant
population, the decline in Lucas
County's population would have
been even greater, **falling by 1.3%.**

The top five countries of origin
for foreign-born residents:



1. Mexico **11.6%**
2. China.....**7.2%**
3. India**7.2%**
4. Canada..... **5.1%**
5. Lebanon **4.8%**

Spending Power & Tax Contributions in Lucas County

Given their income, immigrants
contributed significantly to
state and local taxes, including
property, sales, and excise
taxes levied by state and local
governments.

\$555.4M

Amount earned by immigrant
households in 2017.¹

\$108.0M

went to federal taxes.

\$47.8M

went to state
& local taxes.

\$399.6M

Left in spending power.
4.8% of all spending
power in the county

\$1.4B

Amount contributed to the county's GDP by
foreign-born residents in 2017.

5.5%

Share of the county's total GDP contributed by
foreign-born residents in 2017.¹²

- 1 Unless otherwise specified, data comes from 5-year samples of the American Community Survey from 2012 and 2017 and figures refer to the City of Toledo, Ohio.
- 2 U.S. Congressional Budget Office. 2018. "The Distribution of Household Income and Federal Taxes, 2015."
- 3 Institute on Taxation and Economic Policy. 2015. "Who Pays? A Distributional Analysis of the Tax Systems in All Fifty States."
- 4 We define working age as 16-64 years of age.
- 5 Science, Technology, Engineering, and Math
- 6 General services include personal services (e.g. laundry services, barber shops, and repair and maintenance), religious organizations, social services, and labor unions.
- 7 Professional services: Most of these industries include professions that require a degree or a license, such as legal services, accounting, scientific research, consulting services, etc.
- 8 Vigdor, Jacob. 2013. "Immigration and the Revival of American Cities: From Preserving Manufacturing Jobs to Strengthening the Housing Market." *New American Economy*.
- 9 Data on total student enrollment in the city is derived from the Integrated Postsecondary Education Data System maintained by the National Center for Education Statistics. Temporary residents refer to people who are not U.S. citizens or permanent residents.
- 10 Economic data is derived from the International Student Economic Value Tool maintained by NAFSA, the association of international educators.
- 11 *New American Economy*. 2017. "From Struggle to Resilience: The Economic Impact of Refugees in America."
- 12 These figures derive from our calculations based on immigrants' share of wage income and self-employment income in the 5-year ACS sample from 2017 and the statistics of GDP from the National Association of Counties.